

Micropore Bubble Aeration Hose

Product Introduction

Aeration hose is the latest aeration device developed in 1980s. The device has the advantages of small aeration bubble diameter, small gas-liquid interface diameter, large gas-liquid boundary area, uniform bubble diffusion, no blockage of pores, and strong corrosion resistance.

Reliable Performance




Strong Practicability

The device has been tested for oxygenation of clean water and sewage by the china municipal engineering North China Design Institute. It is especially suitable for the construction and expansion of urban sewage and large-scale factories and the renovation of old aeration tanks.

Product Display



Spare Parts



T connector + On-off switch



T connector

Spare Parts



+ connector + On-off switch



PVC Pipes

Product Material



PVC : an initiator of vinyl chloride monomer (VCM) in peroxide, azo compound, etc. It's the world's largest production of general plastic, is widely used.

Rubber : a high elastic polymer material with reversible deformation, which can be restored to its original state after removing the external force.



Product Advantages



1. Acid-resistant, rot-resistant, high-resistance.

2. Thin walls, direct road, large low-level exposure and thinning, axillary, narrow-sleeved, and bottom-resolved aeration-like relief.


3. The oxygen utilization rate is high, the selling price is lower than that of other aerators, and the performance-price ratio is high.

4. There are air holes on the circumferential surface of the hose, which can aerate and generate medium and micro bubbles in the water, with slow rising speed, uniform air distribution and high oxygen utilization rate.

5. Easy assembly and low installation flatness requirement.

6. Hose air hole density is large and air distribution is uniform.

Specification Parameters

Micropore Aeration Hose	Item	OD/mm	Thickness (mm)	ID (mm)
	D10-1.5	10	1.5	7
	D14-2.5	14	2.5	9
	D16-3.0	16	3	10
	D18-3.5	18	3.5	11
	D20-3.5	20	3.5	13
	D25-4.0	25	4	17
	D25-6.0	25	6	13
	D25-7.0	25	7	11
	D28-4.0	28	4	20

Scope of Application

01

Petrochemical, textile, food, paper making, printing and dyeing, brewing, pharmaceutical, leather making and other industrial wastewater and urban domestic wastewater biochemical treatment projects.

03

Can be used for pre-aeration of sewage conditioning tank to prevent deposition of large particles of sediment and to remove some organic matters.

02


When the efficiency of the operated aerator is low or the blockage is frequent, the variable hole aeration hose can be used for modification to improve the aeration capacity and the stirring effect.

04

Circulating water for aquaculture, high-density aquaculture systems and ordinary fish ponds for oxygen enrichment.



Project Site Photos



Installation Steps

2

1) Pay off the line at the position where the aeration hose is installed, and punch holes according to the line.

2) Connect the aeration hose connector at one end, close the upper half of the plastic ring and fasten it.

3) Insert the stainless steel screw rod into the galvanized internal expansion bolt, screw it to the bottom and fasten it.

4) The opening direction of the plastic ring of the adjusting bracket is consistent with the length direction of the aeration hose.

6) Insert the galvanized internal expansion plug into the inner expansion core to maintain the same height and fix the internal expansion.

Installation Precautions

- 01.** The internal expansion bolt hole shall not be too deep to strictly prevent dust from entering, otherwise it will directly affect the installation of stainless steel screw rod.
- 02.** The pipeline must be thoroughly purged, the aeration hose must not be twisted, and must be leveled and straightened.
- 03.** When the plastic ring is tightened, strict attention must be paid not to misplace it, otherwise it is easy to generate acute angles, which may cause abrasion to the aeration hose.
- 04.** After the installation is completed, drain the water. The water surface should submerge the aeration hose by more than 300mm, and check whether the aeration is uniform and whether the connector leaks air.

Thank you !

Contact :

Miss Crystal [sales&marketing]

Whatsapp/Cell : 0086 13712927830

Email : support@manvac.cn